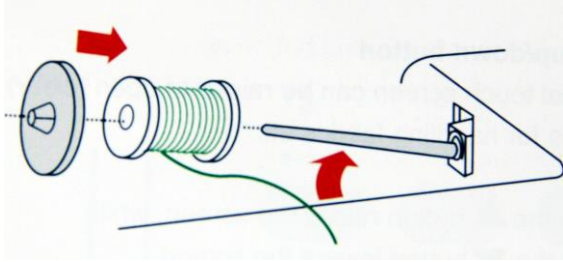


Makerspace

Sewing Machine (Janome)

One Sheet: Loading A Bobbin

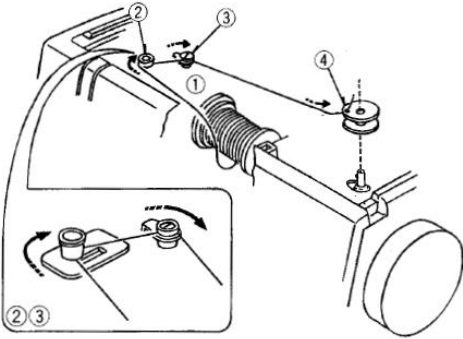
1. Lift up the spool pin.(located on the top of the machine) Place the spool of thread on the spool pin with the thread coming off the spool.



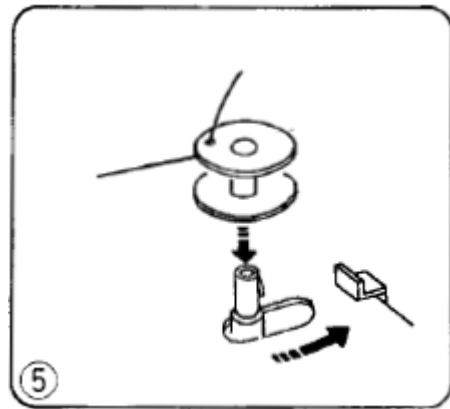
2. Select an unused bobbin.



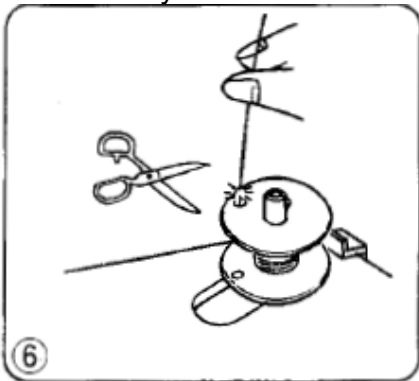
3. Pass the thread from the spool and pass the thread through the thread guide. Draw the thread around and under the bobbin winding tension disk.



4. Pass the thread through the hole in the bobbin from the inside to the outside. Put the bobbin on the bobbin winder spindle. Push the bobbin to the right to lock the bobbin in place.



5. Hold the free end of the thread in your hand and press the bobbin winding button located on the front of the machine. Press the bobbin winding button again to stop the bobbin once it has wound several layers and cut off the protruding string. Press again to finish winding the bobbin. The winder will automatically shut off when finished.




Makerspace

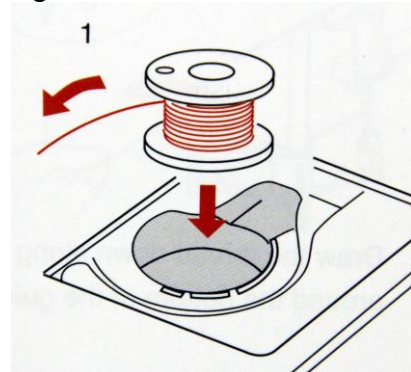
Sewing Machine (Janome)

One Sheet: Loading A Bobbin

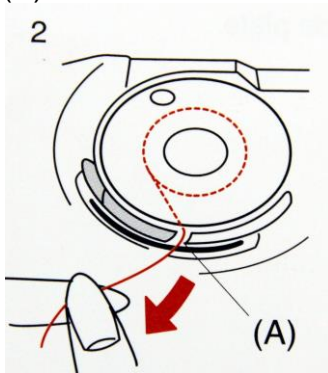
9. Now you may remove the bobbin and cut the connecting thread. This bobbin is now ready to be put into bobbin holder.



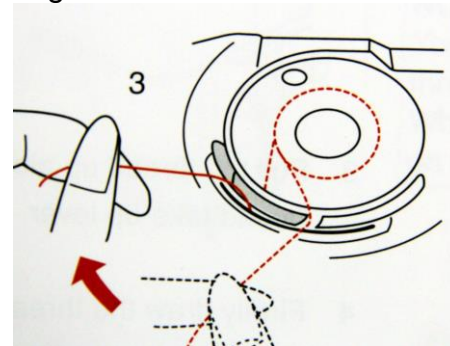
10. Place the bobbin in the bobbin holder with the thread running off counterclockwise.



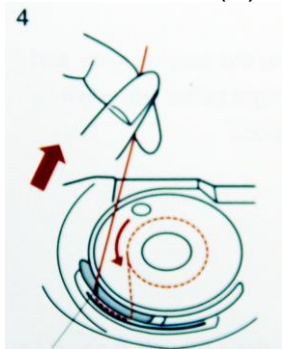
11. Guide the thread into the front notch on the bobbin holder (A).



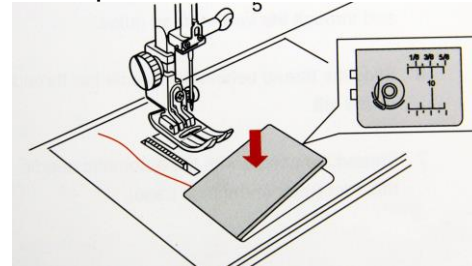
12. Draw thread to the left sliding it between the tension spring blades.



13. Continue to draw the thread lightly until the thread slips into the side notch (B).



14. Pull out about 4" of thread to the rear. Re-attach the hook cover plate.



Now you may thread the machine. Refer to using the sewing machine.

Modified with permission from think[box] at Case Western Reserve University.

This document has been prepared by, or incorporates material produced by, think[box] at Case Western Reserve University. By using this material, in whole or in part, modified or unmodified, you agree to release and forever discharge Case Western Reserve University from all claims, costs, liabilities, and judgements including attorney's fees and court costs, arising out of your use of this document. <http://thinkbox.case.edu>